



BOX TOPS FOR EDUCATION

WHAT IS THE BOX TOPS FOR EDUCATION PROGRAM?

WHAT IS THE VALUE OF EACH BOX TOP LABEL?

WHERE CAN I FIND PROOFS OF PURCHASE?

HOW CAN I HELP MAKE THE MOST OUT OF THIS PROGRAM?

The Box Tops for Education program, founded in 1996, is a General Mills initiative that allows families to redeem labels from eligible food and household products for 10-cent contributions to their schools. Over the past 25 years, the program has given nearly \$1 billion to schools nationwide. In the summer of 2019, General Mills announced that the program was "saying goodbye to old-school clipping and going digital." Physical clippings are being phased out of production, though families can still bring in any unexpired ones they find on old packaging. Please be sure to get the app and scan your receipts! You can even forward your receipt from a grocery pickup. Don't forget to check expirations on labels that you cut out. Check out their website for more info! <https://www.boxtops4education.com/>

Each Box Top is worth 10 cents to a participating Box Tops school. Box Tops can be earned from receipt scans or traditional Box Tops clips. Bonus Box Tops certificates or Bonus Box Tops offers, when available, are usually worth more than that.

Look for the Box Tops logo on hundreds of products! Download the Box Tops app, shop as you normally would, then use the app to scan your store receipt within 14 days of purchase. The app will identify Box Tops products on your receipt and automatically credit your school's earnings online. Keep clipping regular Box Tops and sending them to your schools as long as you continue to find them on packages. (Don't send in the new Box Tops icon used to mark products that are eligible for Box Tops earnings via receipt scan in the new Box Tops App.)

Explain the Box Tops for Education program to your friends and family highlighting how much it benefits us at SBS. Encourage them to purchase products that participate in the Box Top program! Ask them to clip any Box Tops that they might see!

Demonstrate how the app works. Show them how to scan or forward receipts. Continue to post on social media to keep the program top of mind.



ANY QUESTIONS?


Claire Broussard
St. Bernard School
Development Director
ccbroussard@sbscrusaders.com



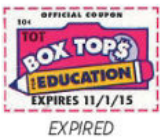


To help support St. Bernard School through our **Free Money Rewards program**, purchase participating items with Box Tops, clip them and send them to school OR scan the receipt. The money earned from these programs are used for our SBS PTO to put on amazing events such as the Boo Bash, Blessings & Bowling, Father/Daughter Dance, Academic Pep Rally Prize Patrol and Staff Appreciation Week. For more information on the program, including a list of participating products, visit www.BTFE.com.

IF YOU SEE THIS ON AN ITEM



Each clipped Box Top is worth 10¢!
(examples of unusable Box Tops)



Just clip, collect and send them to school with your child. When clipping your box tops, please be sure to clip outside the dotted line. Box Tops missing dates and/or codes, or expired Box Tops cannot be submitted.

Over the next couple of years the program will move to a digital-only program. Clipped tops will be honored until their expiration date, but there will be fewer clippable tops on the shelves. Maximize your Box Tops by clipping AND scanning while clips last!

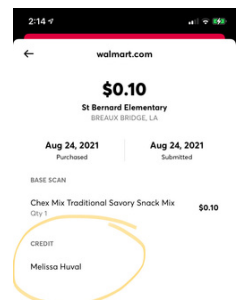


IF YOU SEE THIS ON AN ITEM



store name
purchase date & time
Box Top item purchased

Participating brands are starting to change their packaging showing a traditional Box Tops clip to the new Box Tops label promoting a new way of earning Box Top Cash! If you see any Box Top label, use the Box Top app to scan your receipt within 14 days of purchase. Each Box Tops item is still worth 10 cents for your school, but several bonus opportunities are found on the app. The app finds the purchased participating products and instantly adds cash to your school's earnings online. An account is required, but if privacy is a concern you can cross through your name and credit card information or fold your receipt to hide it. Only the store name, date/time and items are required for credit (see image).



If you bought Box Tops items and only received a digital receipt, email that receipt to receipts@boxtops4education.com using the same email associated with your Box Tops account. (For example, receipts from Instacart, Target Pickup, Walmart Pickup, Walmart.com, Shipt, etc...)

You can give credit to your child's homeroom for them to win the class party! Here's how: The "credit" button (star icon) shows after you take first image. A blank field appears that allows up to 50 characters to be typed. Here is where you type your child's homeroom teacher. This field will auto-fill after the first entry; make sure to update it if necessary (such as if someone is supporting more than 1 child at same school, etc.).

Here's how to "give credit" on a digital receipt: Once your forwarded digital receipt has been sent, look under "My Earnings" section in the app (click on the line that says "You've earned \$x.xx since Year" to get to "My Earnings"). Next click on the receipt you'd like to give credit on. Within the receipt detail screen you may need to scroll to see a button for "Give Credit" or a field called "Credit" with the last memo you entered. You can go back and assign credit to earnings up to 14 days after the scan date. If you do not see the "Give Credit" button, those earnings either have credit already assigned or are not eligible to give credit (such as Bonus app earnings or Customer Service Adjustments).